

Try out Ready Teacher Toolbox

Ready Teacher Toolbox is a digital collection of instructional resources for Grades K–8. These tools are organized by standard, so teachers can quickly find what they are looking for and differentiate instruction for their students who are performing on, below, and above grade level.

The resources in the Teacher Toolbox can help you:

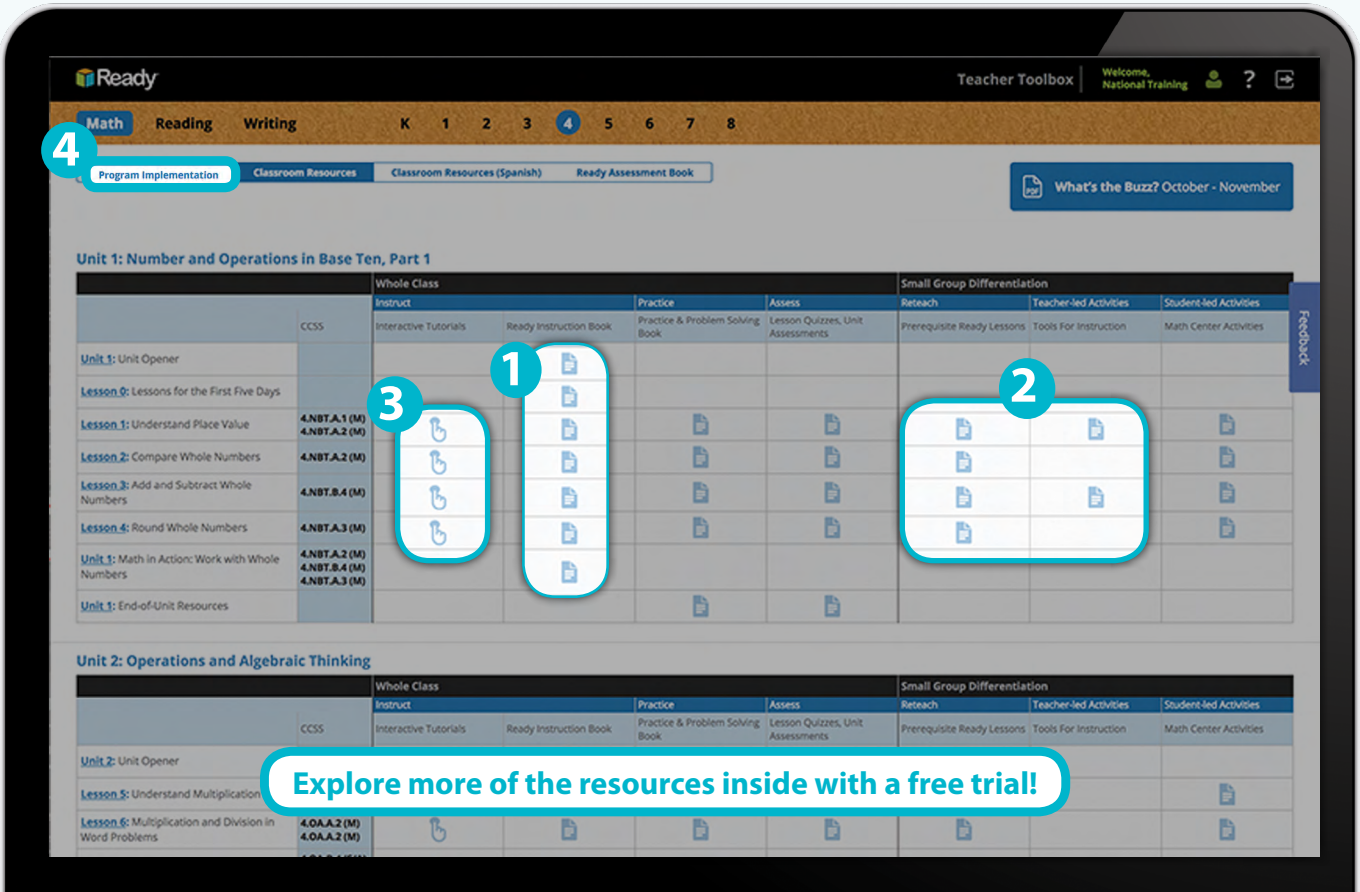
- 

Provide scaffolded opportunities for students to access on-grade level instruction with **K–8 Ready lessons**
- 

Reteach prerequisite standards or provide purposeful enrichment with **Tools for Instruction** and **Prerequisite Lessons**
- 

Increase student participation and engagement with **Interactive Tutorials**
- 

Support implementation of whole class and small group instruction with **classroom routines** and **discourse supports**



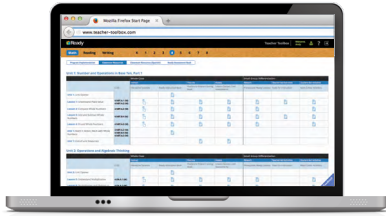
Unit 1: Number and Operations in Base Ten, Part 1

| | CCSS | Whole Class | | | Small Group Differentiation | | | |
|---|---|-----------------------|------------------------|---------------------------------|----------------------------------|----------------------------|------------------------|------------------------|
| | | Instruct | Practice | Assess | Reteach | Teacher-led Activities | Student-led Activities | |
| Unit 1: Unit Opener | | Interactive Tutorials | Ready Instruction Book | Practice & Problem Solving Book | Lesson Quizzes, Unit Assessments | Prerequisite Ready Lessons | Tools for Instruction | Math Center Activities |
| Lesson 0: Lessons for the First Five Days | | | | | | | | |
| Lesson 1: Understand Place Value | 4.NBT.A.1 (M) 4.NBT.A.2 (M) | Interactive Tutorials | Ready Instruction Book | Practice & Problem Solving Book | Lesson Quizzes, Unit Assessments | Prerequisite Ready Lessons | Tools for Instruction | Math Center Activities |
| Lesson 2: Compare Whole Numbers | 4.NBT.A.2 (M) | Interactive Tutorials | Ready Instruction Book | Practice & Problem Solving Book | Lesson Quizzes, Unit Assessments | Prerequisite Ready Lessons | Tools for Instruction | Math Center Activities |
| Lesson 3: Add and Subtract Whole Numbers | 4.NBT.B.4 (M) | Interactive Tutorials | Ready Instruction Book | Practice & Problem Solving Book | Lesson Quizzes, Unit Assessments | Prerequisite Ready Lessons | Tools for Instruction | Math Center Activities |
| Lesson 4: Round Whole Numbers | 4.NBT.A.3 (M) | Interactive Tutorials | Ready Instruction Book | Practice & Problem Solving Book | Lesson Quizzes, Unit Assessments | Prerequisite Ready Lessons | Tools for Instruction | Math Center Activities |
| Unit 1: Math in Action: Work with Whole Numbers | 4.NBT.A.2 (M) 4.NBT.B.4 (M) 4.NBT.A.3 (M) | Interactive Tutorials | Ready Instruction Book | Practice & Problem Solving Book | Lesson Quizzes, Unit Assessments | Prerequisite Ready Lessons | Tools for Instruction | Math Center Activities |
| Unit 1: End-of-Unit Resources | | | | | | | | |

Unit 2: Operations and Algebraic Thinking

| | CCSS | Whole Class | | | Small Group Differentiation | | | |
|--|------------------------------|-----------------------|------------------------|---------------------------------|----------------------------------|----------------------------|------------------------|------------------------|
| | | Instruct | Practice | Assess | Reteach | Teacher-led Activities | Student-led Activities | |
| Unit 2: Unit Opener | | Interactive Tutorials | Ready Instruction Book | Practice & Problem Solving Book | Lesson Quizzes, Unit Assessments | Prerequisite Ready Lessons | Tools for Instruction | Math Center Activities |
| Lesson 5: Understand Multiplication | | | | | | | | |
| Lesson 6: Multiplication and Division in Word Problems | 4.OA.A.2 (M) 4.OA.A.2 (M) | Interactive Tutorials | Ready Instruction Book | Practice & Problem Solving Book | Lesson Quizzes, Unit Assessments | Prerequisite Ready Lessons | Tools for Instruction | Math Center Activities |

Explore more of the resources inside with a free trial!

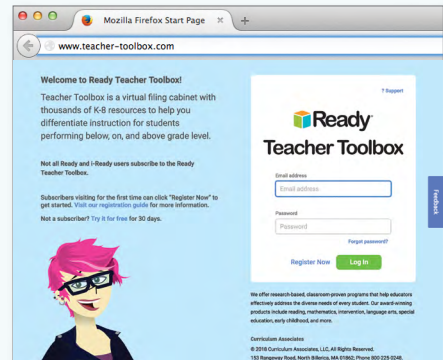


Register and Activate Your Teacher Toolbox Trial to Gain Access

Follow the steps below to get started with your Teacher Toolbox trial.

PART 1 START BY REGISTERING YOUR TEACHER TOOLBOX

- 1 Click on the Teacher Toolbox icon in the *i-Ready*® top navigation menu, or visit Teacher-Toolbox.com and click **“Register Now.”**
- 2 Add your **email address** and create a **password**.
- 3 Enter your **first and last names**, and search for your school by **school name** or **school zip code**. Then, **select your school** from the menu provided.
- 4 Select your **role** and the **grade level** you work with.
Note: All users will have access to content for all grade levels.



PART 2 ACTIVATE YOUR TEACHER TOOLBOX TO ACCESS THE RESOURCES INSIDE

- 1 Check your **email** and **activate your account** by clicking on the link.
- 2 Log in using your email address and the password you created. Click **“Log In”** to activate your account.
- 3 When you’re asked to “View or add license code,” **enter your trial code** in the field provided. Then, click **“Submit”** to gain access.

Trial Code:

Expiration Date: